


M E T A L



Headrail Braced Elite Series

Headrail Braced units are a popular choice for old or new buildings. The floor mounted, head-rail braced compartments are especially recommended where heavy use is a factor as in schools, institutions, and industrial installations. The extended height of Elite Series doors and panels, combined with full-length continuous channels greatly enhances the privacy of these units.

hadrian
toilet partitions & lockers

www.hadrian-inc.com

Material Specifications

1.01 Construction

Doors, Panels and Pilasters shall be constructed of two sheets of panel flatness zinc-coated galvanized steel, ASTM A653 GR33, laminated under pressure to a honeycomb core for sound deadening and rigidity. Formed edges to be welded together and inter-locked under tension with a roll-formed oval crown locking bar, mitred, welded and ground smooth at the corners. Honeycomb to have a maximum 25mm (1") cell size.

1.02 Doors

Shall be 1613mm (63.5") high and 25mm (1") thick with cover sheets not less than 0.8mm (.030").

1.03 Panels

Shall be 1613mm (63.5") high and 25mm (1") thick with cover sheets not less than 0.8mm (.030").

1.04 Pilasters

Shall be 32mm (1.25") thick with cover sheets not less than 0.9mm (.036").

1.05 Headrail

Shall be 25mm (1") by 41mm (1.625") extruded anodized aluminum with anti-grip design. Wall thickness to be 1.5mm (.060") and shall be securely attached to wall and pilasters with manufacturer's fittings in such a way as to make a strong and rigid installation. All joints in headrails shall be made at a pilaster.

1.06 Pilaster Fastening Method

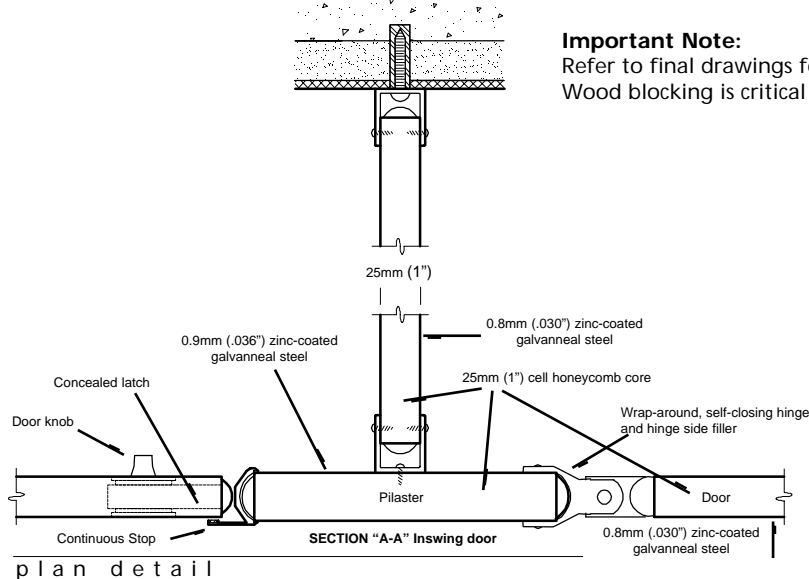
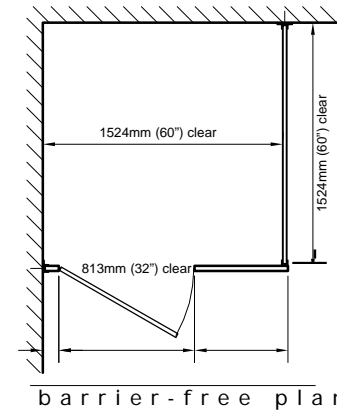
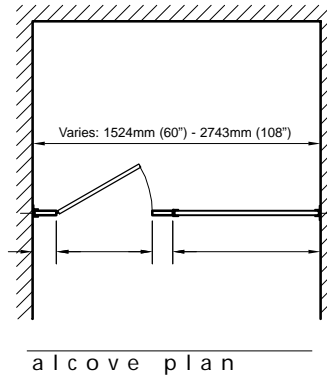
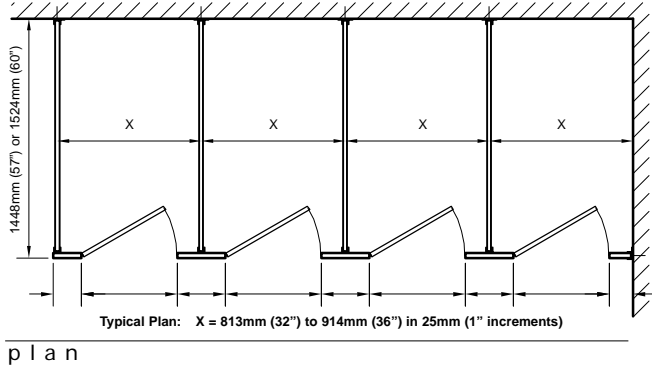
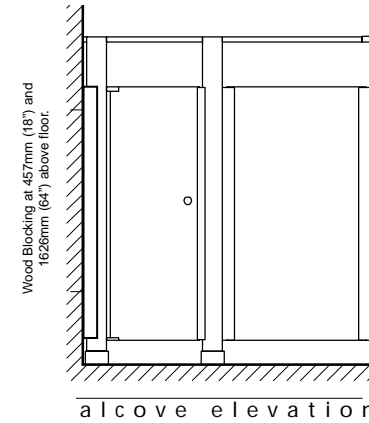
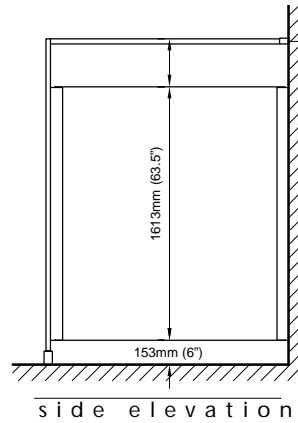
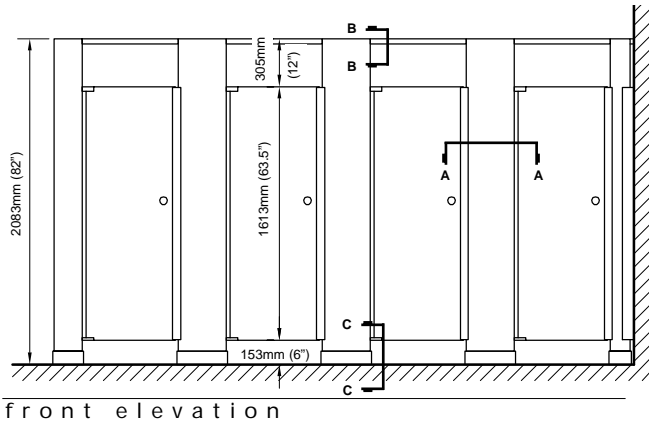
Pilasters shall be securely and rigidly fastened to the floor and fitted with a jack levelling screw for vertical adjustment. The floor fastening shall be concealed and protected by a 76mm (3") high, die-formed stainless steel pilaster shoe.

1.07 Hardware & Fittings

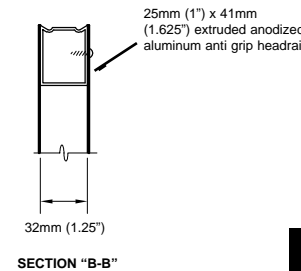
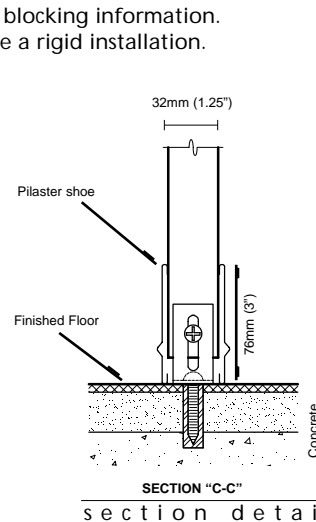
All panel and pilaster brackets and all door hardware shall be chrome plated zinc die castings. Fasteners are 12 x 1-3/4" and 12 x 5/8" (with #3 Robertson heads). Doors shall be equipped with gravity type hinges mounted on upper and lower pilaster hinge brackets. Door hinges shall be wrap-around style and adjustable to permit the door to come to rest at any position when not latched. Each door to be fitted with a combined coat hook and bumper and a concealed latch, with face mortised flush with edge strip of door. A full length continuous stop and hinge side filler eliminate all sightline gaps between pilasters and doors.

1.08 Finish

All sheet metal to be thoroughly cleaned, phosphated and finished with a high performance powder coating, baked on to provide a uniform smooth protective finish. Color shall be as selected from Hadrian's Color Chart.



Important Note:
Refer to final drawings for wood blocking information.
Wood blocking is critical to ensure a rigid installation.



Component Sizes

Door Widths:

- 584mm (23")
- 610mm (24")
- 660mm (26")
- 813mm (32")
- 864mm (34")
- 914mm (36")

Note: All doors are 1613mm (63.5") high.

Panel Widths:

- 356mm (14")
- 457mm (18")
- 610mm (24")
- 711mm (28")
- 864mm (34")
- 1016mm (40")
- 1168mm (46")
- 1321mm (52")
- 1397mm (55")
- 1473mm (58")

Note: All panels are 1613mm (63.5") high.

Pilaster Widths:

- 76mm (3")
- 102mm (4")
- 127mm (5")
- 152mm (6")
- 178mm (7")
- 203mm (8")
- 254mm (10")
- 305mm (12")
- 356mm (14")
- 457mm (18")
- 584mm (23")

Note: All pilasters are 2083mm (82") high.

Custom sizes available

Hadrian Manufacturing Inc.,
965 Syscon Road, Burlington, Ontario
L7L 5S3 Canada
tel: 905-333-0300 fax: 905-333-1841
Canada toll free fax: 1-888-817-7701

Hadrian Inc.
8671-A Tyler Blvd., Mentor, Ohio
44060 U.S.A.
tel: 440-974-7120 fax: 440-974-7122
U.S.A. toll free fax: 1-800-536-1469